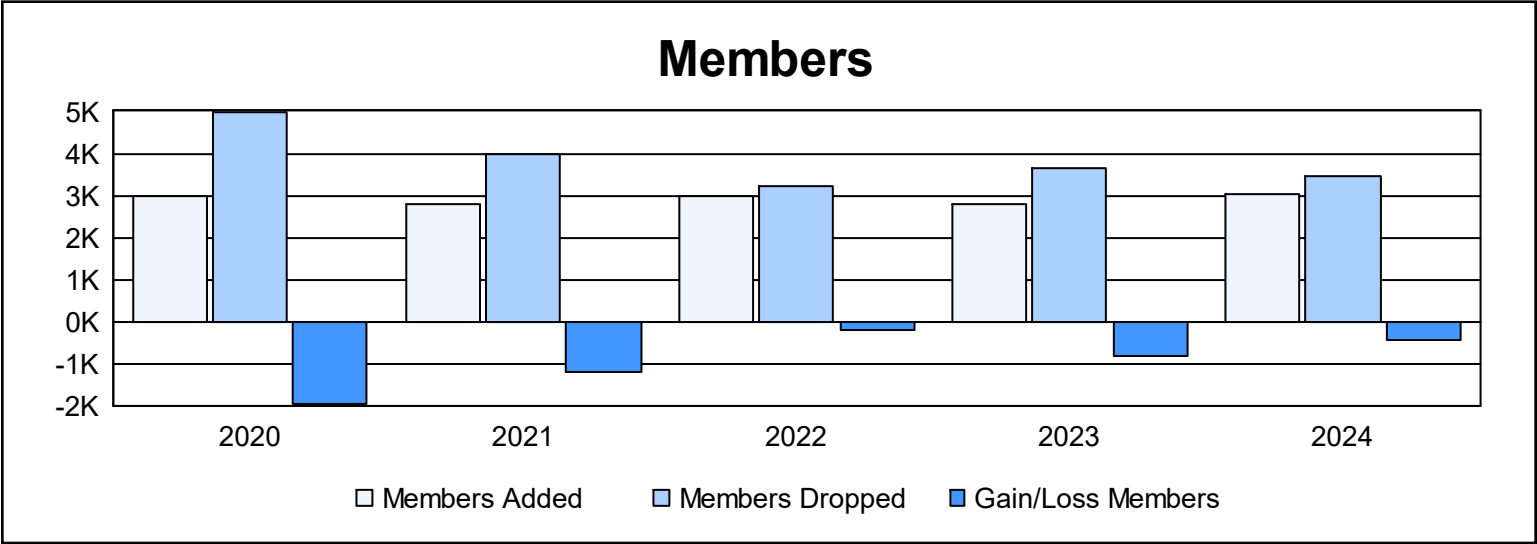
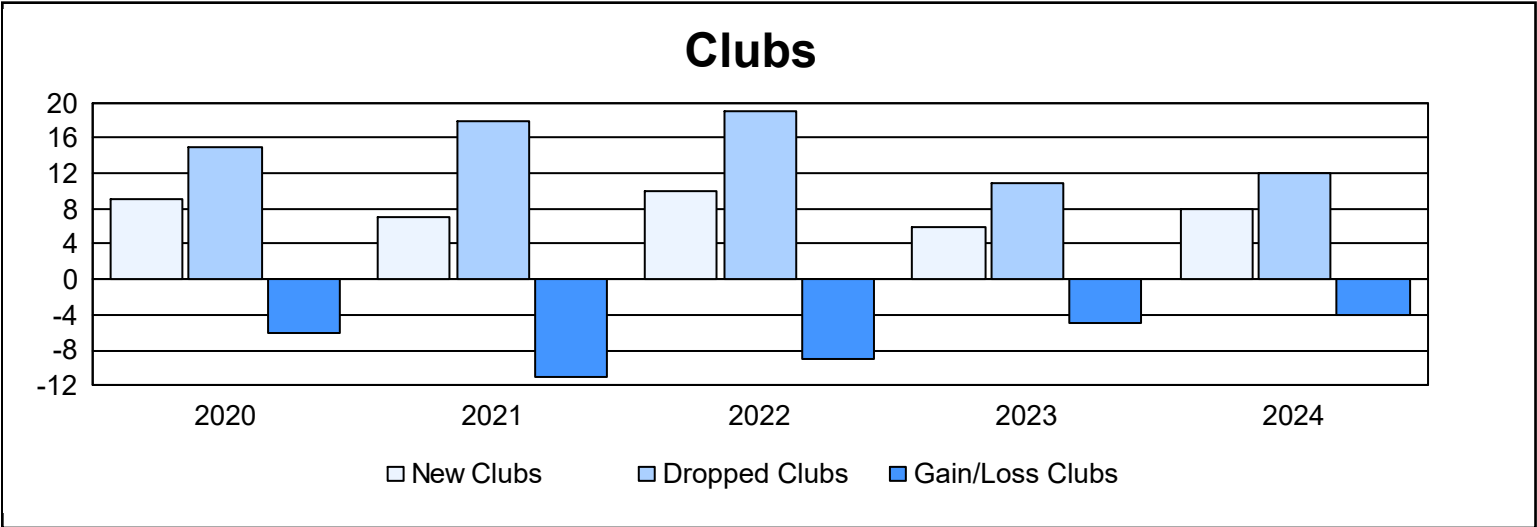
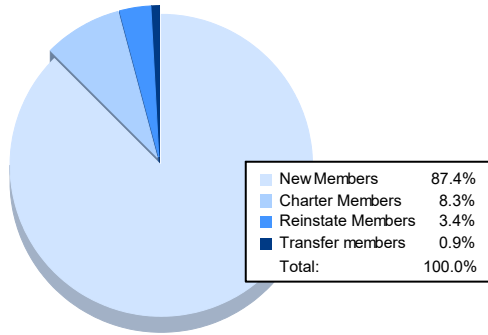


Year	New Clubs	Dropped Clubs	Gain/ Loss Clubs	New Members	Charter Members	Reinstate Members	Transfer Members	Total Member Added	Total Members Dropped	Gain/ Loss Members
2019-2020	9	15	-6	2,498	319	123	32	2,972	4,951	-1,979
2020-2021	7	18	-11	2,331	257	188	19	2,795	3,990	-1,195
2021-2022	10	19	-9	2,505	362	100	34	3,001	3,224	-223
2022-2023	6	11	-5	2,482	185	109	32	2,808	3,639	-831
2023-2024	8	12	-4	2,661	254	105	26	3,046	3,472	-426
Average	8	15	-7	2,495	275	125	29	2,924	3,855	-931



### Membership Composition June 2024 Cumulative



### Gender Composition June 2024 Cumulative

